

SPECIFICATIONS

*may change due to availability

Floor

- 4"x4" Pressure treated skids
- 2"x6" Heavy duty joist system on 16" centers
- 3/4" Heavy duty plywood tongue and groove floor decking

Walls

- 2"x4" Kiln dried premium wood (no shrinkage).
- 2"x6" Kiln dried available on request.
- 24" On center studs and rafters and trusses
- 16" On center available on request
- SmartSide LP® siding and trim.
- Breckenridge® siding and trim
- Lap Siding and other options available.

Roof

- Engineered 2"x4" trusses and rafters joined with steel plates.
- Tarp paper felt #15
- Galvanized steel drip edge around roof perimeter.
- 30 year architectural composition roofing.
- 50 year metal roofing.

Doors

- Engineered lumber frame barn doors joined with metal plates.
- Real house doors available on request.

Not Included

- Site preparation
- Painting and caulking
- Permits, zoning and covenant searches

Customer Is Responsible To Provide

- 110 v Electricity within 100' of the build site, otherwise a generator fee of \$100 per day will apply.
- Build site must be within 6" of level or additional fees may be charged for site prep.
- Clearance of 24" is necessary for all side walls, minimum.
- Access and parking space is required for our construction truck and flatbed trailer at job site.
- Site must be clean and free of all pet feces and other obstacles prohibiting access to build.
- Permits may be required for any building at the owner's expense.
- Approval in advance for any structure to meet their neighborhood CC&R's or HOA requirements if needed.

Options

- Interior Finish • Painting • Ramps • Vents • Shelving
- Double Doors • Insulation • Windows • Porch Roofs
- TINY HOUSES AND MORE

Prices Include

- Construction on your level site.
- FREE DELIVERY within 25 miles of Redmond.
- 5-year limited warranty (Some restrictions apply. Ask for details.)

Product Line

- Storage Sheds • Garages • Pole Barns • Hunting Sheds
- Decks • Cabins • Greenhouses

Customizing

Outbuilders has a building to fit any price and size. Don't see what you want? Just ask. We will be happy to customize your building.

Ordering

- Call us at 541-923-5064. We will set up a time to come see you and take your order.
- 50% deposit is required at time of order, with balance due on delivery.

All About Our Site-Built Sheds

Thank you for considering Outbuilders Storage Sheds and Garages. Since 1992, Outbuilders has been the leader in the design, manufacture and installation of the best storage sheds and garages in Central Oregon.



ALL PRICES



Include Installation (Within 25 miles of Redmond)

VISA/MASTERCARD accepted

Prices subject to change

3% additional charge for debit and credit card transactions

Visit Our Show Lots

Bend:

N. Highway 97
at Cooley Road
(Across from Lowes)

Redmond:

Highway 97
at SE Evergreen Ave.

Locally Owned & Operated Since 1992



Rent to Own Program
Financing Available

P.O. Box 1743
Redmond, Oregon 97756
www.outbuilders.com
OR. CCB #202031

2017

OutBuilders

STORAGE SHEDS, GARAGES & MORE

Lic#202031



Our Commitment To You

To build a quality building on time,
every time, exactly as promised.



UNDER NEW
OWNERSHIP



www.outbuilders.com
To place an order, please call:
541-923-5064

ALL SHEDS Built on Site

RENTAL SHEDS

RUSTIC RENTAL ECONOMY SHED



SIZE	Monthly Cost
8x8	\$69
8x12	\$89
8x16	\$109

We charge \$150 for delivery of the unit and \$150 for a damage deposit that is refundable upon end of lease if the shed is in same condition as it was received. Our minimum shed rental period is three months. Our Rental shed models are the Rustic Gable or Economy Gable. Space must be available for unloading and reloading the shed with our Outbuilder's pickup and flatbed trailer.

**“We strive to build a quality
product at a fair price”**



ECONOMY GABLE



SIZE	Walls 6'-3"	Walls 7'-6"
6x6	\$1,400	\$1,500
6x8	\$1,450	\$1,550
8x8	\$1,500	\$1,600
8x10	\$1,750	\$1,850
8x12	\$1,950	\$2,050
8x16	\$2,400	\$2,500
8x20	\$2,800	\$2,900
8x24	\$3,300	\$3,400
10x10	\$2,000	\$2,150
10x12	\$2,300	\$2,450
10x16	\$2,800	\$2,950
10x20	\$3,300	\$3,450
12x12	\$2,800	\$2,950
12x16	\$3,300	\$3,450

4/12 PITCH ROOF, 2"X4" JOIST, 3/4" OSB SUBFLOOR, 1/2" TRIM, NO ROOF OVERHANGS

PREMIUM



SIZE	Walls 6'-3"	Walls 7'-6"
8x8	\$1,950	\$2,050
8x10	\$2,175	\$2,275
8x12	\$2,395	\$2,495
8x16	\$2,865	\$2,975
8x20	\$3,275	\$3,375
8x24	\$3,650	\$3,750
10x10	\$2,495	\$2,650
10x12	\$2,750	\$2,895
10x16	\$3,275	\$3,425
10x20	\$3,950	\$4,095
12x12	\$3,275	\$3,425
12x16	\$3,775	\$3,925

6/12 PITCH ROOF, 2"X6" JOIST, 3/4" PLYWOOD SUB FLOOR, REGULAR SIDING, 3/4" TRIM 12" OVERHANG ROOF

REGULAR BARN



SIZE	Walls 6'-3"	Walls 7'-6"
8x8	\$1,950	\$2,050
8x10	\$2,175	\$2,275
8x12	\$2,395	\$2,495
8x16	\$2,865	\$2,975
8x20	\$3,275	\$3,375
8x24	\$3,650	\$3,750
10x10	\$2,495	\$2,650
10x12	\$2,750	\$2,895
10x16	\$3,275	\$3,425
10x20	\$3,950	\$4,095
12x12	\$3,275	\$3,425
12x16	\$3,775	\$3,925

2"X6" JOIST, 3/4" PLYWOOD SUBFLOOR, 3/4" TRIM, NO OVERHANGS, 1/3 OF BUILDING LOFT

GREENHOUSE



SIZE	8' Peak
8x8	\$1,695
8x10	\$2,125
8x12	\$2,395
8x16	\$3,150
	9' Peak
10x10	\$2,495
10x12	\$2,895
10x16	\$3,775
10x20	\$4,595

PRESSURE TREATED LUMBER ON BASE, INCLUDES DOOR & 1 WINDOW

CLASSIC GABLE



SIZE	Walls 6'-3"	Walls 7'-6"
6x6	\$1,550	\$1,650
6x8	\$1,595	\$1,695
8x8	\$1,650	\$1,750
8x10	\$1,875	\$1,975
8x12	\$2,095	\$2,195
8x16	\$2,575	\$2,675
8x20	\$2,975	\$3,075
8x24	\$3,650	\$3,750
10x10	\$2,195	\$2,350
10x12	\$2,450	\$2,595
10x16	\$2,975	\$3,125
10x20	\$3,650	\$3,795
12x12	\$2,975	\$3,125
12x16	\$3,475	\$3,625

4/12 PITCH ROOF, 2"X6" JOIST, 3/4" PLYWOOD SUB FLOOR, 3/4" TRIM, 8" OVERHANG ROOF


WALKER



SIZE	Walls 6'-3"	Walls 7'-6"
8x8	\$2,150	\$2,250
8x10	\$2,250	\$2,350
8x12	\$2,395	\$2,495
8x16	\$3,150	\$3,250
8x20	\$3,550	\$3,650
8x24	\$4,250	\$4,350
10x10	\$2,750	\$2,895
10x12	\$2,995	\$3,150
10x16	\$3,550	\$3,650
10x20	\$4,495	\$4,650
12x12	\$3,550	\$3,695
12x16	\$4,595	\$4,750

6/12 PITCH ROOF, 2"X6" JOIST, 3/4" PLYWOOD SUB FLOOR, BRECKENRIDGE SIDING, CEDAR TRIM, 12" OVERHANG ROOF


RUSTIC BARN



SIZE	Walls 6'-3"	Walls 7'-6"
8x8	\$2,295	\$2,395
8x10	\$2,395	\$2,495
8x12	\$2,595	\$2,695
8x16	\$2,995	\$3,095
8x20	\$3,595	\$3,695
8x24	\$4,495	\$4,595
10x10	\$2,950	\$3,050
10x12	\$3,150	\$3,250
10x16	\$3,595	\$3,695
10x20	\$4,495	\$4,595
12x12	\$3,595	\$3,695
12x16	\$4,495	\$4,595

2"X6" JOIST, 3/4" PLYWOOD SUB FLOOR, BRECKENRIDGE SIDING, CEDAR TRIM, 1/3 OF BUILDING LOFT

LEAN TO LOAFING SHELTER



SIZE	Walls 6'-3" Low Side
8x12	\$2,395
8x16	\$2,595
8x20	\$2,875
8x24	\$3,275
10X12	\$2,595
10X16	\$2,995
10X20	\$3,275
10X24	\$3,495
12X12	\$2,850
12X16	\$3,295
12X20	\$3,595
12X24	\$3,995

2/12 PITCH ROOF, 6"X6"PRESSURE TREATED BASE LUMBER, REGULAR SIDING, OPTIONAL STEEL SIDING

RUSTIC GABLE



SIZE	Walls 6'-3"	Walls 7'-6"
8x8	\$1,895	\$1,995
8x10	\$1,995	\$2,095
8x12	\$2,150	\$2,250
8x16	\$2,750	\$2,850
8x20	\$3,295	\$3,395
8x24	\$4,250	\$4,350
10x10	\$2,595	\$2,695
10x12	\$2,750	\$2,850
10x16	\$3,295	\$3,395
10x20	\$4,250	\$4,350
12x12	\$3,295	\$3,395
12x16	\$4,395	\$4,495

4/12 PITCH ROOF, 2"X6" JOIST, 3/4" PLYWOOD SUB FLOOR, BRECKENRIDGE SIDING, CEDAR TRIM

CASCADE



SIZE	Walls 7'-6"
8X10	\$5,595
8X12	\$6,150
8X16	\$6,995
8X20	\$7,795
8X24	\$8,595
10X10	\$6,750
10X12	\$7,675
10X16	\$8,650
10X20	\$9,795
12X12	\$8,195
12X16	\$9,595

6/12 PITCH ROOF, 2"X6" JOIST, 3/4" PLYWOOD SUB FLOOR, LOG SIDING, 2"X4" TRIM, INCLUDES MAN DOOR & 2 WINDOWS

PET HOMES/ COOPS



CALL FOR AVAILABILITY

PORCH ROOF TO HOUSE



CALL FOR QUOTE


LEAN TO BASIC



SIZE	
4X8	\$1,850
4X10	\$1,895
4X12	\$2,095
4X16	\$2,295
6X8	\$1,750
6X10	\$1,950
6X12	\$2,195
6X16	\$2,495
8X8	\$2,050
8X10	\$2,295
8X12	\$2,495
8X16	\$2,995
8X20	\$3,395
10X10	\$2,495
10X12	\$2,695
10X16	\$3,295
10X20	\$3,895

2/12 PITCH ROOF, 2"X6" JOIST, 3/4" PLYWOOD SUBFLOOR, 3/4" TRIM, NO ROOF OVERHANGS, ADDITIONAL SIDING OPTIONS AVAILABLE

STUDIO



SIZE	
6X8	\$1,995
6X10	\$2,195
6X12	\$2,495
6X16	\$2,695
8X8	\$2,295
8X10	\$2,495
8X12	\$2,695
8X14	\$2,895
8X16	\$3,195
8X20	\$3,595
10X8	\$2,495
10X10	\$2,695
10X12	\$2,995
10X16	\$3,595
10X20	\$4,195
12X12	\$3,495
12X16	\$4,195

3/12 PITCH ROOF, 2"X6" JOIST, 3/4" PLYWOOD SUBFLOOR, 3/4" TRIM, 12" OVERHANGS, MANY SIDING OPTIONS AVAILABLE

TINY HOMES



CALL FOR OPTIONS AND QUOTE

GARAGES



WE HANDLE ALL STAGES OF CONSTRUCTION ON OUR GARAGES FROM THE EXCAVATION TO FINISH

CALL FOR OPTIONS AND QUOTE